


Visiting the Children's Museum in Chesterfield





I am going to visit the Children's Museum in Chesterfield.
When I see the huge sign with the red puzzle piece,
I will know that I am there.



We will park in the large parking lot outside.
When I walk inside, I will wait to check in at the front desk.
I can take some deep breaths and stand next to my adult.
Then it will be time to play!



Children's Museum

OF RICHMOND

I will see museum staff wearing shirts with the logo on it.
If I get lost or have a question, they will be able to help me.



There are several BATHROOMS inside the museum.
I can look for the bathroom sign or ask an adult for help.



My family and I can explore the museum, play, and have fun!
When I walk in, there will be a large space with a lot of fun things to do. I can choose any exhibit to play in.

Click here to see a complete list of the museum exhibits:

<https://www.childrensmuseumofrichmond.org/exhibits/>



At the TRANSPORTATION STATION, I will see a bus,
firetruck, and large tires to climb on!
There might be other kids playing, but I can wait for my turn.



I can put scarves inside the AIR TUBES to watch them move and fly.



I will see a big BERRY BUSH.
I can pick berries off of the bushes and place them inside the
basket!



In the middle of the museum, I will see TOWN SQUARE.
I will see the apple tree, bridge, and squishy sculptures.



ENCHANTED FOREST is a space for young children* to explore.

*Ages 0-3




I can explore all of the places around TOWN SQUARE*!
This area might be loud and busy, but I can do my best to
share and be kind to others.

*Places to explore include: diner, theater, grocery store, veterinarian clinic, bank, construction zone, car repair shop



At WATER PLAY, I can play with water and learn how it moves around.
I might get wet while playing, but it's okay because I know it will dry.



In the ART STUDIO, I can create art.
It might be messy, but that's okay.
I can go to the sink to wash my hands when I am finished.



I can explore and slide down the OCEAN CLIMBER.
There might be other children playing here, but I will try to
take turns and be kind.



When I am in the museum, it might get loud with all of the other kids playing around me. If I feel overwhelmed, I can find a quiet spot to take a break or ask an adult for help. There I can use fidget toys, take deep breaths, or rest until I am ready to go back.



I might walk by the GIFT SHOP, I can look at the toys but I won't touch them without permission.

I have to ask my adult about buying a toy or game.
It's okay if they do not buy anything from the gift shop.



When I am ready to leave, I can leave through the front doors with my adult. I can wave goodbye to the museum. I had such a fun time at the Children's Museum in Chesterfield. I can't wait to come back!

Adult Tip Sheet

1

Quiet Spots In the Museum

There is a bench, tables, and a soft area in the back left corner of the museum that is typically quiet and perfect to take a break in. Ask a staff member if you need assistance.

2

Additional Exhibit Information

A full list of our exhibits with detailed descriptions can be found online at: <https://www.childrensmuseumofrichmond.org/locations/chesterfield/>

3

Sensory Backpacks

Ask the front desk to check-out a free backpack for the day. Inside you will find a variety of sensory tools (fidget toys, weighted vest, noise canceling headphones) to meet your child's needs.

4

Visit our Website

For resources or information on accessibility and inclusivity, please visit: <https://www.childrensmuseumofrichmond.org/accessibility-inclusivity/>
To speak with a staff member, please call (804) 474-7000 or email education@childrensmuseumofrichmond.org.

5

Create a Plan with Visual Schedules

Pair this social story with our free, printable visual schedule, found on our website. You can work with your child to set a plan for your museum visit. For more information, please visit: <https://www.childrensmuseumofrichmond.org/accessibility-inclusivity/>

6

Snack Spots

Due to COVID-19 protocols, snacks and drinks are currently NOT allowed in the museum.

7

What to Wear

Museum play can sometimes be messy. Please wear clothing that you feel comfortable getting dirty/wet or plan accordingly!

8


Photograph Policy

Please be aware that with admission to the museum, you give permission for the museum to take photos and videos of you and your children for promotional, educational, advertising, or other reasons. Notify guest services if you do not consent to this policy. For more information, please visit: <https://www.childrensmuseumofrichmond.org/about/museum-policy/>

MUSEUM MANNERS

LOS MODALES EN EL MUSEO

1.



Make sure your
adult stays with you.

*Asegúrate que tu adulto
se quede contigo.*

2.

Use inside voices.

Habla en voz baja.



3.



Use your walking feet.

Camina despacio.

4.

Take turns and share.

*Toma turnos
y comparte.*



5.



Have fun learning
through play!

*¡Diviértete aprendiendo
mientras juegas!*



VCU

College of Health
Professions

Occupational Therapy

**Developed in collaboration with Virginia Commonwealth University
Department of Occupational Therapy**

Created By: Alexis Osimani

Faculty Support Provided By: Carole Ivey, PhD, OTR/L, FAOTA