

**Please visit our website for the most updated COVID-19 Protocols and Announcements:**

<https://www.childrensmuseumofrichmond.org/reopening-faq/>

**Face Mask  
Policy:**

Guests aged 5 and older are required to wear a face mask covering their nose and mouth. A mask is strongly encouraged for children aged 3 and 4. If your child is unable to wear a mask for medical reasons, please let Museum staff know at the front desk.

**Protocols/Safety  
Measures:**

Please note that the Museum will continue to follow directives set by the Commonwealth of Virginia and guidelines from the Centers for Disease Control.

**Cleaning  
Procedures:**

Full details on the Museum cleaning procedures can be found at the link above. Hand sanitizer, hand washing stations, and cleaning wipes will be available for guest use.

**Food & Drink  
Policy:**

Food and drink are currently not allowed Inside the Museum. Water fountains are closed for the safety of all guests. Water bottles will be available for purchase, if needed.

**Exhibit Closures:**

For the safety of all visitors, the Museum might look different than previously experienced. The following exhibits have been closed to allow for proper social distancing and cleaning:

**Downtown Location:** Cave, Eye Play, Play House, SplashMoR, and Treehouse

**Chesterfield Location:** Ocean Climber

Certain high-touch toys, books, and manipulatives have been removed from the Museum floor if unable to be properly cleaned and maintained.

**Social  
Distancing:**

The Museum has created clear play paths for families to follow. Directional signage and visual markers will be clearly marked throughout the entire Museum to help families maintain social distancing. In addition, parents and caregivers are required to stay within a hug distance of their children to help maintain group distancing.

If you or anyone in your group have experienced any of the following with or without aid from medication, please visit another day.

Cough, Shortness of breath, Difficulty breathing, Fever, Chills, Muscle pain, Sore throat, New loss of taste or smell, Nausea/vomiting, Diarrhea, Pink eye


# Visiting the Children's Museum of Richmond

Downtown Location





I am going to visit the Children's Museum of Richmond.  
When I see the huge red puzzle piece,  
I will know that I am there.




We will walk through the two silver discs to get inside.

I will hear my voice echo and it might be loud.

I can cover my ears or walk around the discs if it is too loud.





When I walk inside, I might have to wait in line while we check-in to the museum.

I can take some deep breaths and stand with my adult.  
Now it's time to play!



# Children's Museum

OF RICHMOND

I will see museum staff wearing shirts with the logo on it.  
If I get lost or have a question, they will be able to help me.



There are several BATHROOMS inside the museum.  
I can look for the bathroom sign or ask an adult for help  
finding it.



Inside the museum, I will wear my face mask.  
The mask will cover my nose, mouth, and chin.  
It might feel snug, but that is okay.  
I can practice wearing a mask at home before I visit.





I might want to hug, talk to, or play with other children.  
I will try to stay 6 feet away from people I did not come with.  
This will keep everyone safe and healthy!



There are fun things to see and touch in the museum.  
When I am ready to play,  
I can pick up one bag of toys from the **GREEN** clean bin.  
When I am finished, I will put it in the **RED** dirty bin.





I can use the hand sanitizer or wash my hands at the handwashing station between exhibits.



My family and I can explore the museum, play, and have fun!  
When I walk in, there will be a large space with a lot of fun things to do. I can choose any exhibit to play in.

Click here to see a complete list of the museum exhibits:

<https://www.childrensmuseumofrichmond.org/exhibits/>



In the FRONT YARD, I can explore the house or hunt for things in the Eye Spy Game.





LITTLE FARM is a play space for young children\* to explore.

\*Ages 0-3



I will see a big APPLE TREE.  
I can pick apples from the holes and gather them in a basket  
to put in the hopper.





I will see DINOSAURS and can peek inside the dark CAVE.





At the BRIGHT exhibit, I will see a lot of pretty colors and bright lights to play with.



At WATERPLAY, I can learn about the water cycle. I might get wet while playing, but it's okay because I know that it will dry.





If the weather is nice, I can go outside to THE BACKYARD.  
I will see houses, musical instruments, and bikes to ride.



In the ART STUDIO, I can create art.  
It might be messy, but that's okay.  
I can go to the sink to wash my hands when I am finished.





On the CAROUSEL, I can choose an animal to ride.

I will have to ask my adult to buy a ticket to ride.

The carousel will go around several times, I will hold on tight.

If I don't want to go alone, my adult can stand next to me.




In the AMBULANCE AND HOSPITAL, I can play inside a real ambulance and pretend to visit the doctor's office. There might be other kids inside, but I can wait for my turn.





I can explore all of the places around TOWN SQUARE\*!  
This area might be loud and busy, but I can do my best to  
share and be kind to others.

\*Spots to explore include: diner, grocery store, school, bank, news station, car repair shop



I can put scarves inside the SUN TUBES to watch them move and fly.



I might walk by the GIFT SHOP. I can look at the toys, but I won't touch them without permission.

I have to ask my adult about buying a toy or game. It's okay if they do not buy anything from the gift shop.





When I am in the museum, it might get loud with all of the other kids playing around me.

If I feel overwhelmed, I can take a break in the lobby. There I can use fidget toys, take deep breaths, or rest until I am ready to go back.



When I am ready to leave, I can leave through the front doors with my adult. I can wave goodbye to the museum. I had such a fun time at the Children's Museum of Richmond. I can't wait to come back!

# Adult Tip Sheet

1

## Quiet Spots In the Museum

"Grandis Hallway" can be found right off of the lobby near the bathrooms. There are 2 benches to sit and take a break. Lights can be dimmed with the switch on the wall. Ask a staff member if you need assistance.

2

## Snack Spots

Due to COVID-19 protocols, snacks and drinks are currently NOT allowed in the museum.

3

## Sensory Backpacks

Ask the front desk to check-out a free backpack for the day. Inside you will find a variety of sensory tools (fidget toys, weighted vest, noise canceling headphones) to meet your child's needs.

4

## Visit our Website

For resources or information on accessibility and inclusivity, please visit: <https://www.childrensmuseumofrichmond.org/accessibility-inclusivity/>  
To speak with a staff member, please call (804) 474-7000 or email [education@childrensmuseumofrichmond.org](mailto:education@childrensmuseumofrichmond.org).

5

## Create a Plan with Visual Schedules

Pair this social story with our free, printable visual schedule, found on our website. You can work with your child to set a plan for your museum visit. For more information, please visit: <https://www.childrensmuseumofrichmond.org/accessibility-inclusivity/>

6

## Carousel Rides

Rides cost \$2 and tickets can be purchased online or at the front desk. There is an ADA Accessible seat, ask the attendant for assistance. Adults can stand for free with a child!

7

## What to Wear

Museum play can sometimes be messy. Please wear clothing that you feel comfortable getting dirty/wet or plan accordingly!

8

## Additional Exhibit Information

A full list of our exhibits with detailed descriptions can be found online at: <https://www.childrensmuseumofrichmond.org/locations/downtown/>

9

## Photograph Policy


Please be aware that with admission to the museum, you give permission for the museum to take photos and videos of you and your children for promotional, educational, advertising, or other reasons. Notify guest services if you do not consent to this policy. For more information, please visit: <https://www.childrensmuseumofrichmond.org/about/museum-policy/>



# MUSEUM MANNERS

## LOS MODALES EN EL MUSEO

1.



Make sure your  
adult stays with you.

*Asegúrate que tu adulto  
se quede contigo.*

2.

Use inside voices.

*Habla en voz baja.*



3.



Use your walking feet.

*Camina despacio.*

4.

Take turns and share.

*Toman turnos  
y comparten.*



5.



Have fun learning  
through play!

*¡Diviértete aprendiendo  
mientras juegas!*



**VCU**

College of Health  
Professions

Occupational Therapy

**Developed in collaboration with Virginia Commonwealth University  
Department of Occupational Therapy**

Created By: Alexis Osimani

Faculty Support Provided By: Carole Ivey, PhD, OTR/L, FAOTA